

# Hmawbi Technological University

## Journal of Engineering Education and Innovation

### Sample HTU-JEEI Paper for A4 Page Size

First Author<sup>#1</sup>, Second Author<sup>\*2</sup>, Third Author<sup>#3</sup>

<sup>#</sup>Department, University/Institution/Organization, Country, e-mail

**Abstract—** This document gives formatting instructions for authors preparing papers for publication in the Technological University (Hmawbi) Journal of Engineering Education and Innovation (HTU-JEEI). The authors must follow the instructions given in the document for the papers to be published. You can use this document as both an instruction set and as a template into which you can type your own text.

|    |  |               |  |
|----|--|---------------|--|
| 9  | author email address, cell in a table      | abstract body | abstract heading (also in Bold)                      |
| 10 | level-1 heading (in Small Caps), paragraph |               | level-2 heading, level-3 heading, author affiliation |
| 11 | author name                                |               |  |
| 16 | title                                      | title bold    |  |

**Keywords—** Include at least 5 keywords or phrases

#### I. INTRODUCTION

This document is a template. An electronic copy can be downloaded from the conference website. For questions on paper guidelines, please contact the conference publications committee as indicated on the conference website. Information about final paper submission is available from the conference website.

#### II. PAGE LAYOUT

An easy way to comply with the conference paper formatting requirements is to use this document as a template and simply type your text into it.

##### A. Page Layout

Your paper must use a page size corresponding to A4 which is 210mm (8.27") wide and 297mm (11.69") long. The margins must be set as follows:

- Top = 0.5"
- Bottom = 0.5"
- Left = Right = 0.7"

Your paper must be in two columns format with a space of 0.2" between columns.

#### III. PAGE STYLE

All paragraphs must be indented. All paragraphs must be justified, i.e. both left-justified and right-justified.

##### A. Text Font of Entire Document

The entire document should be in Times New Roman font. Type 3 fonts must not be used. Other font types may be used if needed for special purposes.

Recommended font sizes are shown in Table 1.

##### B. Title and Author Details

Title must be in 16pt Regular font. Author name must be in 11 pt Regular font. Author affiliation must be in 10 pt Italic. Email address must be in 9 pt Courier Regular font.

TABLE I  
FONT SIZES FOR PAPERS

| Font Size | Appearance (in Time New Roman or Times)                       |      |                          |
|-----------|---|------|--------------------------|
|           | Regular   | Bold | Italic                   |
| 8         | table caption (in Small Caps), figure caption, reference item |      | reference item (partial) |

All title and author details must be in single-column format and must be centred.

Every word in a title must be capitalized except for short minor words such as "a", "an", "and", "as", "at", "by", "for", "from", "if", "in", "into", "on", "or", "of", "the", "to", "with".

Author details must not show any professional title (e.g. Managing Director), any academic title (e.g. Dr.) or any membership of any professional organization (e.g. Senior Member HTU-JEEI).

To avoid confusion, the family name must be written as the last part of each author name (e.g. John A.K. Smith).

Each affiliation must include, at the very least, the name of the company and the name of the country where the author is based (e.g. Causal Productions Pty Ltd, Australia).

Email address is compulsory for the corresponding author.

##### C. Section Headings

No more than 3 levels of headings should be used. All headings must be in 10pt font. Every word in a heading must be capitalized except for short minor words as listed in Section III-B.

1) *Level-1 Heading*: A level-1 heading must be in Small Caps, centred and numbered using uppercase Roman numerals. For example, see heading "III. Page Style" of this document. The two level-1 headings which must not be numbered are "Acknowledgment" and "References".

2) *Level-2 Heading*: A level-2 heading must be in Italic, left-justified and numbered using an uppercase alphabetic letter followed by a period. For example, see heading "C. Section Headings" above.

3) *Level-3 Heading*: A level-3 heading must be indented, in Italic and numbered with an Arabic numeral followed by a right parenthesis. The level-3 heading must end with a colon. The body of the level-3 section immediately follows the level-3 heading in the same paragraph. For example, this paragraph begins with a level-3 heading.

##### D. Figures and Tables

Figures and tables must be centred in the column. Large figures and tables may span across both columns. Any table or figure that takes up more than 1 column width must be positioned either at the top or at the bottom of the page.

Graphics may be full color. All colors will be retained on the CDROM. Graphics must not use stipple fill patterns because they may not be reproduced properly. Please use

only *SOLID FILL* colours which contrast well both on screen and on a black-and-white hardcopy, as shown in Fig. 1.

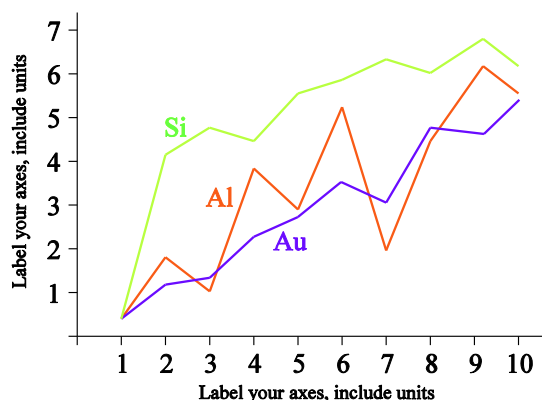


Fig. 1 A sample line graph using colours which contrast well both on screen and on a black-and-white hardcopy

Fig. 2 shows an example of a low-resolution image which would not be acceptable, whereas Fig. 3 shows an example of an image with adequate resolution. Check that the resolution is adequate to reveal the important detail in the figure.

Please check all figures in your paper both on screen and on a black-and-white hardcopy. When you check your paper on a black-and-white hardcopy, please ensure that:

- the colours used in each figure contrast well,
- the image used in each figure is clear,
- all text labels in each figure are legible.

#### E. Figure Captions

Figures must be numbered using Arabic numerals. Figure captions must be in 8 pt Regular font. Captions of a single line (e.g. Fig. 2) must be centred whereas multi-line captions must be justified (e.g. Fig. 1). Captions with figure numbers must be placed after their associated figures, as shown in Fig. 1.

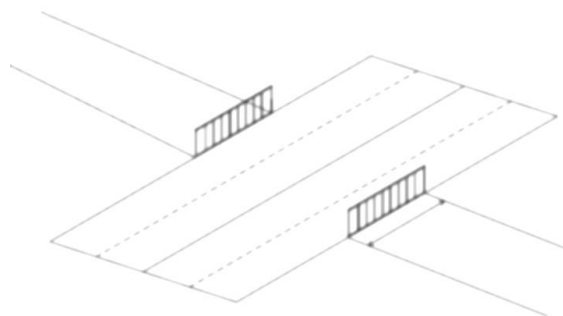


Fig. 2 Example of an unacceptable low-resolution image

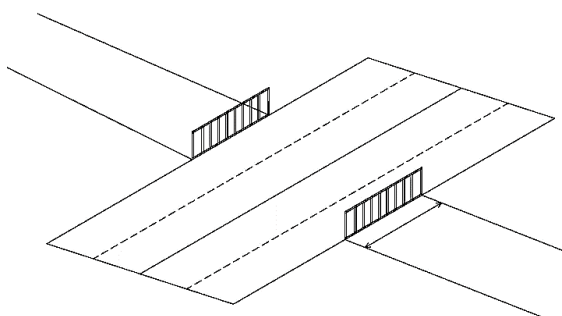


Fig. 3 Example of an image with acceptable resolution

#### F. Table Captions

Tables must be numbered using uppercase Roman numerals. Table captions must be centred and in 8 pt Regular font with Small Caps. Every word in a table caption must be capitalized except for short minor words as listed in Section III-B. Captions with table numbers must be placed before their associated tables, as shown in Table 1.

#### G. Page Numbers, Headers and Footers

Page numbers, headers and footers must not be used.

#### H. Links and Bookmarks

All hypertext links and section bookmarks will be removed from papers during the processing of papers for publication. If you need to refer to an Internet email address or URL in your paper, you must type out the address or URL fully in Regular font.

#### I. References

The heading of the References section must not be numbered. All reference items must be in 8 pt font. Please use Regular and Italic styles to distinguish different fields as shown in the References section. Number the reference items consecutively in square brackets (e.g. [1]).

When referring to a reference item, please simply use the reference number, as in [2]. Do not use “Ref. [3]” or “Reference [3]” except at the beginning of a sentence, e.g. “Reference [3] shows ...”. Multiple references are each numbered with separate brackets (e.g. [2], [3], [4]–[6]).

Examples of reference items of different categories shown in the References section include:

- example of a book in [1]
- example of a book in a series in [2]
- example of a journal article in [3]
- example of a conference paper in [4]
- example of a patent in [5]
- example of a website in [6]
- example of a web page in [7]
- example of a data book as a manual in [8]
- example of a datasheet in [9]
- example of a master’s thesis in [10]
- example of a technical report in [11]
- example of a standard in [12]

#### IV. CONCLUSIONS

The version of this template is V2. Most of the formatting instructions in this document have been compiled by Causal Productions from the ICEE LaTeX style files. Causal Productions offers both A4 templates and US Letter templates for LaTeX and Microsoft Word. The LaTeX templates depend on the official ICEEtran.cls and ICEEtran.bst files, whereas the Microsoft Word templates are self-contained. Causal Productions has used its best efforts to ensure that the templates have the same appearance.

Causal Productions permits the distribution and revision of these templates on the condition that Causal Productions is credited in the revised template as follows: “original version of this template was provided by courtesy of Causal Productions (www.causalproductions.com)”.

#### ACKNOWLEDGMENT

The heading of the Acknowledgment section and the References section must not be numbered.

## REFERENCES

- [1] Barnhart Cynthia. (2003). "Airline Crew Scheduling." *Handbook of Transportation Science*, (2<sup>nd</sup> Edition) Randolph W. Hall (editor), Kluwer Academic Publishers, Norwell, MA : 517-560.
- [2] Mokhtar, B., John, J., and Hanif, S. (2005). "*Linear Programming and Network Flow* (3rd ed)." New Jersey. 281:527-534.
- [3] Feisel, L. D., & Rosa, A. J. (2005). "The role of the laboratory in undergraduate engineering education." *Journal of Engineering Education*, 94(1), 121–130.
- [4] Jin-hui, W. (2015). "A SWOT Analysis of MOOC on Business English Teaching." *Proceedings of the 2015 3d International Conference on Advanced Information and Communication Technology for Education*. Presented at the 2015 3d International Conference on Advanced Information and Communication Technology for Education (ICAICTE-2015), Gangzhou, China. <https://doi.org/10.2991/icaict-15.2015.32>
- [5] Crawley, E., Malmqvist, J., Ostlund, S., Brodeur, D., & Edstrom, K. (2007). "Rethinking engineering education." *The CDIO Approach*, 302, 60–62.
- [6] Lettovsk'y, L., (1997). "Airline Operations Recovery: An Optimization Approach.." *PhD thesis*, Georgia Institute of Technology.
- [7] Flesch, R. (n.d). "*How to write plain English*." Retrived April 12, 2009, from [http://www.mang.canterbury.ac.nz/writing\\_guide/writing/flesch.shtml](http://www.mang.canterbury.ac.nz/writing_guide/writing/flesch.shtml)
- [8] *Global Warming*. (2009, June 1). Retrieved June 4, 2009, from [http://en.wikipedia.org/wiki/Global\\_warming](http://en.wikipedia.org/wiki/Global_warming)
- [9] Lawrence, R. M. And Lawrence, S. A. (1988). "The Nurse and Job Related Stress : Responses Rx and Self Dependency." *Nursing Forum*. 23 (march) : 41-48.
- [10] Kohl Niklas, and Karish Stefan E. (2004). "Airline Crew Rostering: Problem Types Modeling and Optimization." *Annals of Operation Research*. 127 :223-257
- [11] Kohl, N. (1999). "The Use of Linear and Integer Programming in Airline Crew Scheduling." In *Proceedings of the 3<sup>rd</sup> Scandinavian Workshop on Linear Programming*. Lyngby, Denmark, August 26-28.
- [12] Hartog Anneke. (2006). "Decision Support for Crew Rostering at NS." *Econometric Institute Report* EI-04.

## Notes:

### Paper in Digital Format

The author should also send one digital copy of the camera-ready full final manuscript. The paper in the digital format may be prepared either in **MS Word** (.doc or .docx) format or in **Acrobat PDF** (.pdf) format. Please **do not** send Postscript (.ps) files.

Please send in your digital copy of the paper by e-mail to **htujeji@hbtu.edu.mm**.